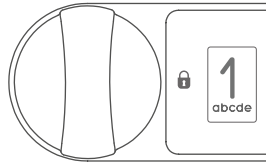


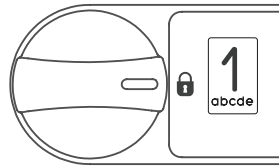
Left knob



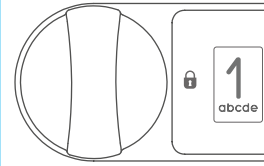
1. START WITH THE KNOB IN THE UNLOCKED POSITION



2. ENTER A 4 DIGIT CODE
CHECK THAT THE GREEN LED IS ON



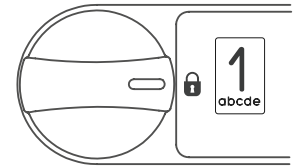
3. TURN THE KNOB TO THE LOCKED POSITION



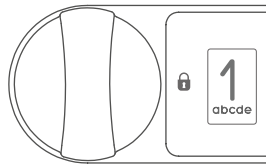
1. START WITH THE KNOB IN THE UNLOCKED POSITION




2. ENTER A 4 DIGIT CODE
CHECK THAT THE GREEN LED IS ON



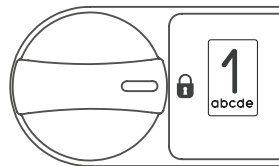
3. TURN THE KNOB TO THE LOCKED POSITION



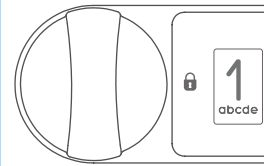
1. START WITH THE KNOB IN THE UNLOCKED POSITION



2. ENTER A 4 DIGIT CODE
CHECK THAT THE GREEN LED IS ON



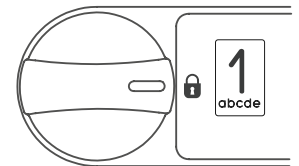
3. TURN THE KNOB TO THE LOCKED POSITION



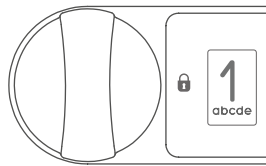
1. START WITH THE KNOB IN THE UNLOCKED POSITION




2. ENTER A 4 DIGIT CODE
CHECK THAT THE GREEN LED IS ON



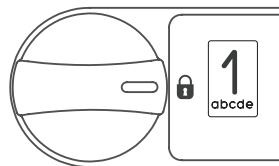
3. TURN THE KNOB TO THE LOCKED POSITION



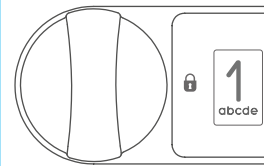
1. START WITH THE KNOB IN THE UNLOCKED POSITION



2. ENTER A 4 DIGIT CODE
CHECK THAT THE GREEN LED IS ON



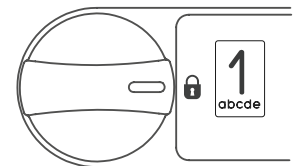
3. TURN THE KNOB TO THE LOCKED POSITION



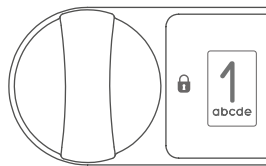
1. START WITH THE KNOB IN THE UNLOCKED POSITION



2. ENTER A 4 DIGIT CODE
CHECK THAT THE GREEN LED IS ON



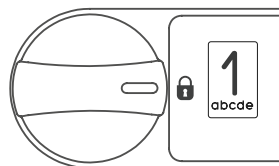
3. TURN THE KNOB TO THE LOCKED POSITION



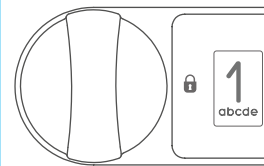
1. START WITH THE KNOB IN THE UNLOCKED POSITION



2. ENTER A 4 DIGIT CODE
CHECK THAT THE GREEN LED IS ON



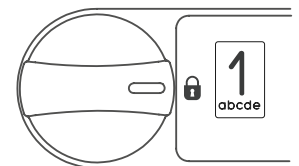
3. TURN THE KNOB TO THE LOCKED POSITION



1. START WITH THE KNOB IN THE UNLOCKED POSITION



2. ENTER A 4 DIGIT CODE
CHECK THAT THE GREEN LED IS ON



3. TURN THE KNOB TO THE LOCKED POSITION