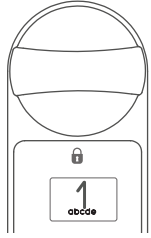


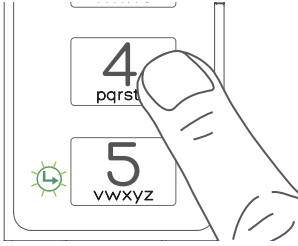
Upper knob




1 START WITH THE KNOB IN THE UNLOCKED POSITION



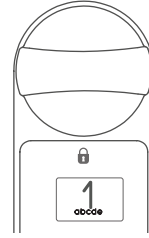
2 ENTER A 4 DIGIT CODE
CHECK THAT THE GREEN LED IS ON



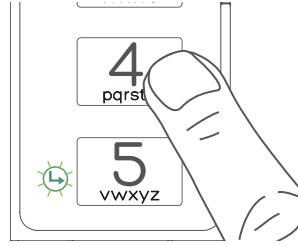
3 TURN THE KNOB TO THE LOCKED POSITION




1 START WITH THE KNOB IN THE UNLOCKED POSITION




2 ENTER A 4 DIGIT CODE
CHECK THAT THE GREEN LED IS ON



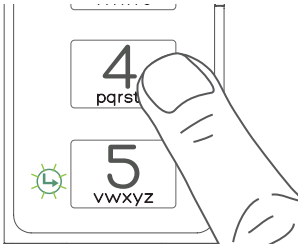
3 TURN THE KNOB TO THE LOCKED POSITION




1 START WITH THE KNOB IN THE UNLOCKED POSITION




2 ENTER A 4 DIGIT CODE
CHECK THAT THE GREEN LED IS ON



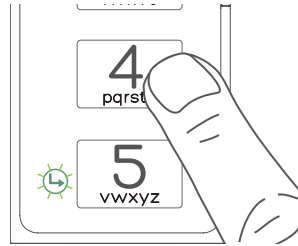
3 TURN THE KNOB TO THE LOCKED POSITION




1 START WITH THE KNOB IN THE UNLOCKED POSITION




2 ENTER A 4 DIGIT CODE
CHECK THAT THE GREEN LED IS ON



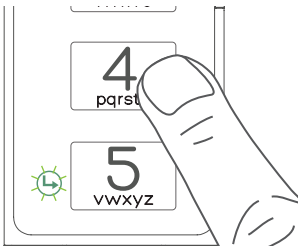
3 TURN THE KNOB TO THE LOCKED POSITION



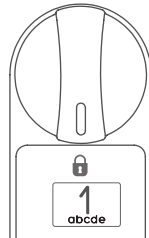
1 START WITH THE KNOB IN THE UNLOCKED POSITION




2 ENTER A 4 DIGIT CODE
CHECK THAT THE GREEN LED IS ON



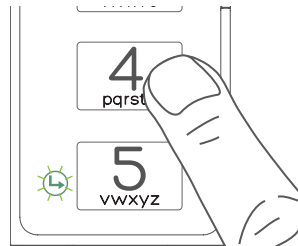
3 TURN THE KNOB TO THE LOCKED POSITION




1 START WITH THE KNOB IN THE UNLOCKED POSITION



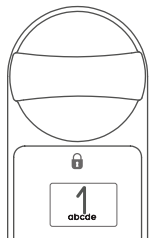
2 ENTER A 4 DIGIT CODE
CHECK THAT THE GREEN LED IS ON



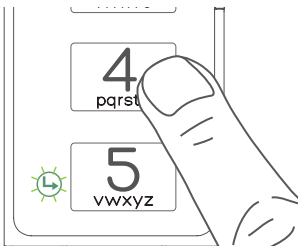
3 TURN THE KNOB TO THE LOCKED POSITION



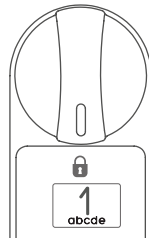
1 START WITH THE KNOB IN THE UNLOCKED POSITION



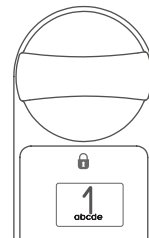
2 ENTER A 4 DIGIT CODE
CHECK THAT THE GREEN LED IS ON



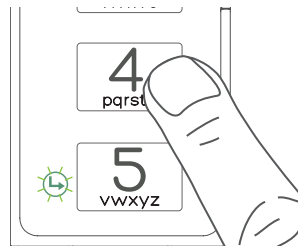
3 TURN THE KNOB TO THE LOCKED POSITION



1 START WITH THE KNOB IN THE UNLOCKED POSITION



2 ENTER A 4 DIGIT CODE
CHECK THAT THE GREEN LED IS ON



3 TURN THE KNOB TO THE LOCKED POSITION

